












## Supplemental Questions for Time Management Survey

1. Which of the following best describes your position in your workplace:			
		Response Percent	Response Count
Director/manager		30.8%	72
<b>Staff</b>		<b>32.1%</b>	<b>75</b>
Independent consultant		28.6%	67
Part of a consulting group		3.8%	9
Other		4.7%	11
		Other (please specify)	15
		<b>answered question</b>	<b>234</b>
		<b>skipped question</b>	<b>0</b>

2. How many years have you worked in preclinical safety assessment?			
		Response Percent	Response Count
Less than five		9.8%	23
Five to ten		14.1%	33
Ten to fifteen		17.1%	40
Fifteen to twenty		13.7%	32
<b>More than twenty</b>		<b>45.3%</b>	<b>106</b>
		<b>answered question</b>	<b>234</b>
		<b>skipped question</b>	<b>0</b>

**3. Which of the following represents the greatest challenge for you with regard to time management in your workplace:**

		<b>Response Percent</b>	<b>Response Count</b>
Procrastination		12.5%	29
<b>Prioritization of tasks</b>		<b>34.1%</b>	<b>79</b>
Delegation of tasks		12.1%	28
Organization of your work space		6.5%	15
Focusing on an individual task		25.9%	60
Other		9.1%	21
		Other (please specify)	28
		<b><i>answered question</i></b>	<b>232</b>
		<b><i>skipped question</i></b>	<b>2</b>

4. Please provide a minimum of your name and e-mail address below.

		Response Percent	Response Count
<b>Name:</b>	<input type="text"/>	100.0%	226
Company:	<input type="text"/>	61.5%	139
Address:	<input type="text"/>	45.6%	103
Address 2:	<input type="text"/>	9.3%	21
City/Town:	<input type="text"/>	48.2%	109
State:	<input type="text"/>	35.4%	80
ZIP/Postal Code:	<input type="text"/>	47.3%	107
Country:	<input type="text"/>	49.6%	112
<b>Email Address:</b>	<input type="text"/>	100.0%	226
Phone Number:	<input type="text"/>	45.6%	103
		<i>answered question</i>	226
		<i>skipped question</i>	8