







Supplemental Questions for Time Management Survey

| 1. Which of the following best describes your position in your workplace: | | | |
|---|-------------------------------------|------------------|----------------|
| | | Response Percent | Response Count |
| Director/manager | <input type="checkbox"/> | 11.4% | 5 |
| Staff | <input type="checkbox"/> | 0.0% | 0 |
| Independent consultant | <input checked="" type="checkbox"/> | 81.8% | 36 |
| Part of a consulting group | <input type="checkbox"/> | 0.0% | 0 |
| Other | <input type="checkbox"/> | 6.8% | 3 |
| Other (please specify) | | | 3 |
| answered question | | | 44 |
| skipped question | | | 0 |

| 2. How many years have you worked in preclinical safety assessment? | | | |
|---|-------------------------------------|------------------|----------------|
| | | Response Percent | Response Count |
| Less than five | <input type="checkbox"/> | 4.5% | 2 |
| Five to ten | <input type="checkbox"/> | 2.3% | 1 |
| Ten to fifteen | <input type="checkbox"/> | 4.5% | 2 |
| Fifteen to twenty | <input checked="" type="checkbox"/> | 15.9% | 7 |
| More than twenty | <input checked="" type="checkbox"/> | 72.7% | 32 |
| answered question | | | 44 |
| skipped question | | | 0 |

3. Which of the following represents the greatest challenge for you with regard to time management in your workplace:

| | | Response Percent | Response Count |
|---------------------------------------|---|---------------------------------|-----------------------|
| Procrastination |  | 20.5% | 9 |
| Prioritization of tasks |  | 20.5% | 9 |
| Delegation of tasks |  | 13.6% | 6 |
| Organization of your work space |  | 13.6% | 6 |
| Focusing on an individual task |  | 22.7% | 10 |
| Other |  | 9.1% | 4 |
| Other (please specify) | | | 5 |
| | | <i>answered question</i> | 44 |
| | | <i>skipped question</i> | 0 |